


primus

laundry equipment

Xtreme
in innovation

Industrial Tumble Dryers

T 24, T 35



FEATURES

- Standard stainless steel drum with large diameter
- Easy-to-use microprocessor: Easy Control
- Radial airflow with PowerDry®
 - maximal heat transfer
 - low energy consumption
 - short drying time
- Large door opening (Ø81 cm) for easy loading and unloading
- Self cleaning lint screen

OPTIONS

- Coin operated version
- Reversing drum
- Full Control programmer
- Residual moisture control Sensodry®:
 - safe drying of delicate linen
 - humidity detection in %
 - ideal in combination with SoftWash®
 - ideal for dry cleaners, fire departments
 - available on Easy and Full Control
- Stainless steel front



EXTRA LARGE
DOOR



STANDARD STAINLESS
STEEL DRUM



LOW ENERGY
CONSUMPTION

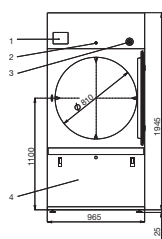
 **senso.dry**®

 **POWERDRY**®

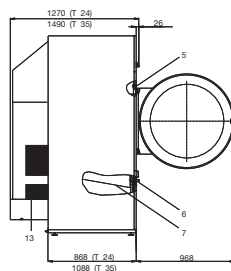
TYPE		T 24	T 35
CAPACITY			
Nominal	kg (lb)	24 (53)	35 (77)
DRUM DIMENSIONS			
Drum volume	l	530	680
Drum diameter	mm	Ø930	Ø930
AIRFLOW	m ³ /h	950	1200
DRYING AVERAGE	l/min.	0,384	0,560
MOTORS			
Fan	kW		0,55
Drive	kW		0,25
ENERGY DATA			
GAS HEATING			
Energy	kW kBTU/h	33/39 112,6/133,1	46/50 157,9/170,6
Electrical connection		1×208V-240V 60Hz (3×380V-415V 50/60Hz)	
Gas connection	inch	3/4"	
STEAM HEATING			
Steam high pressure	Bar		3-6/7-10
Energy	kW kBTU/h	27-36,2 92,1-123,5	39,3-52,7 134-179,8
Electrical connection		1×208V-240V 60Hz (3×380V-415V 50/60Hz)	
Steam connection	inch	3/4"	
ELECTRICAL HEATING			
Energy	kW	30/36	36/48
Electrical connection		3×380V-415V 50/60Hz, 3×480V 60Hz	
PROGRAMMER			
Easy control - antivandal			Standard
Full control			+
EXHAUST	mm	200	
DIMENSIONS			
H×W×D unpacked	mm	1975×965×1270	1975×965×1490
H×W×D packed	mm	2075×1040×1320	2075×1040×1540
WEIGHT			
Net	kg	275	305
Gross	kg	300	330

+ = available, The data concerning dimensions of machines include all extended parts

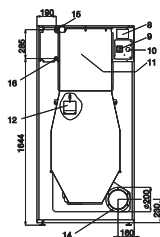
FRONT T 24 35



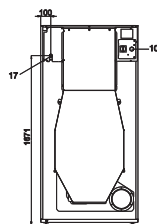
SIDE T 24 35



BACK T 24 35
(STEAM MODEL)



BACK T 24 35
(GAS MODEL)



1. Programmer
2. Lock of the control panel
3. Emergency stop button
4. Lint screen cover
5. Door lock microswitch
6. Lint cover microswitch
7. Lint screen
8. Name plate
9. Main switch
10. Main power supply
11. Heating chamber
12. Airflow switch
13. Suction
14. Exhaust piping
15. Steam supply
16. Condense drain
17. Gas connection

The company Primus preserves the right to change the machines and the specification in this leaflet at any time, without prior notice. Details and photographs are only for information and never binding.

www.primuslaundry.com

ISO 9001
ISO 14001
BUREAU VERITAS
Certification

